



# Regal Rexnord Products and Solutions for the Glass Manufacturing Industry

Partner Edition – For Regal Rexnord Preferred Partners

Industry Playbook

Restricted distribution  
– Regal Rexnord Preferred Partners

# Guided by Our Values



## Integrity

Zero-tolerance policy on unethical behavior. We value integrity most. We are honest, transparent, and trustworthy in all situations.



## Responsibility

We have a responsibility to safety, sustainability, and our community.



## Diversity, Engagement, & Inclusion

We strongly believe that the more diverse minds focused on our purpose, the better the outcomes will be.



## Customer Success

Our customer is our main priority. We must understand their needs and develop products, solutions, and services that solve their challenges.



## Innovation With Purpose

We innovate to develop products that are valued by our customer and bring profitable growth for Regal Rexnord.



## Continuous Improvement

Our responsibility is to make tomorrow better than today. This means a focus on making the work easier, more productive, and more efficient through 80/20 excellence.



## Performance

We have a responsibility to our primary stakeholders (customers, associates, and shareholders) to drive profitable revenue growth.



## Passion to Win

Passion is the fuel that inspires and drives our associates to achieve top performance and overcome any obstacles in achieving our goals.

## ...with a Sense of Urgency

# Messages for your clients: Regal Rexnord Glass Manufacturing Solutions



## Partner with Regal Rexnord – Your Trusted Expert in Glass Manufacturing

Work with a true partner who understands the unique challenges of glass manufacturing, identifies the right power transmission solutions, and adds value at every stage. Regal Rexnord has been keeping materials moving efficiently across industrial sectors for over a century.

From batch preparation and forming to annealing and packaging, glass manufacturers, OEMs, and plant engineers rely on Regal Rexnord for robust, high-performance components that keep operations running smoothly.



## Support Every Step of the Way

From purchase and installation to monitoring, maintenance, and overhaul, Regal Rexnord delivers exceptional lead times and customer service. Our superior product quality and industry-leading technical support help prevent costly downtime and extend equipment life-maximizing your return on investment throughout the product lifecycle.

With global sales and service operations and a strong distributor network, we ensure you get the right solution, exactly when you need it.



## Engineered for Reliability in Glass Manufacturing

Regal Rexnord is a leading manufacturer of mission-critical components designed to perform under the demanding conditions of glass production. Our portfolio includes conveying chains and components, bearings, couplings, gear drives, and torque limiters—all engineered with safety, durability, and efficiency in mind.

Whether you're handling high temperatures, abrasive materials, or precision forming processes, our solutions are built to meet your cost and performance requirements—ensuring optimal results for your specific application.

# OUR VALUE TO THE GLASS INDUSTRY

Glass manufacturing runs 24/7. Every interruption has a direct impact on output, safety and cost. Conveying is invisible when it works — but when it fails, it stops the line. Glass manufacturers do not buy chains or belts. They buy uptime, predictability and operational stability. At Regal Rexnord, we help glass manufacturers keep their lines running longer, safer and more predictably by reducing conveying-related risk across the entire production line.

## Keeping Your Line Running Is the Real Value

Glass plants operate under extreme conditions: constant heat, severe abrasion from glass shards and cullet, continuous operation and high cost of unplanned downtime. Small conveying issues can quickly escalate into micro-stops, breakage, cascading line shutdowns and costly clean-up.

Our role is to reduce that risk. We focus on:

- Maximizing uptime in continuous operations
- Extending the lifetime of conveying equipment in abrasive glass environments
- Reducing breakage, scrap and unplanned interventions
- Lowering total cost of ownership over the full lifecycle

Conveying reliability and lifetime directly influence overall equipment effectiveness, safety and cost. That is where Regal Rexnord delivers value.

## One Continuous Conveying System – Designed for Long-Term Performance

Customers do not experience conveying as separate products. They experience it as one continuous flow from hot end to palletizing.

Regal Rexnord applies true system thinking to glass conveying:

- A consistent design philosophy across hot end and cold end
- Optimized interaction between belts, chains, curves, transfers and accumulation
- Stable flow through critical areas such as transfers, inspection zones and accumulation tables

By engineering conveying as a complete system and selecting materials proven for glass environments, we reduce wear, instability and premature replacement – extending equipment lifetime across the entire line.

# OUR VALUE TO THE GLASS INDUSTRY

## One Partner with Deep Glass Industry Expertise

Glass conveying challenges are highly application-specific. Solving them requires more than components – it requires experience.

Regal Rexnord supports customers with:

- Dedicated glass industry experts with deep application knowledge
- Proven understanding of hot end and cold end process interactions
- Faster root cause analysis based on real-world glass manufacturing experience
- Practical recommendations that improve stability, lifetime and maintainability

Our teams help customers prevent problems instead of reacting to them, turning conveying into a controlled and predictable part of the process.

## One Supplier – Less Complexity, Lower Cost, Fewer Interfaces

Multiple suppliers often mean different standards, unclear ownership and higher operational complexity.

As a single conveying partner, Regal Rexnord enables:

- Streamlined purchasing through one trusted supplier
- Standardized materials, parts and maintenance approaches
- Reduced spare part inventory and stock levels
- Clear accountability for conveying performance

Reducing complexity leads to better control, lower cost and more predictable operations on the plant floor.

# WHY REGAL REXNORD IN GLASS MANUFACTURING?

## Longer Equipment Lifetime by Design

Our products and materials are engineered specifically for the extreme conditions of glass manufacturing. Proven abrasion-resistant materials, stable product handling and robust designs extend wear life, reduce replacement frequency and protect overall line performance.

## Deep Industry Knowledge That Supports Your Operation

Our glass industry specialists combine system thinking with hands-on application expertise. Through audits, asset mapping, on-site training and technical support, we help customers make better decisions that improve uptime, safety and lifetime performance.

## Simplified Supply Through a Single Partner

By consolidating conveying under one supplier, customers reduce purchasing complexity, lower inventory levels and gain clearer ownership. This simplifies daily operations and lowers total lifecycle cost.

## What This Means for Glass Manufacturers

Glass manufacturers choose Regal Rexnord because we help them:

- Extend the lifetime of their conveying equipment
- Reduce operational risk and breakage
- Benefit from deep glass industry expertise
- Simplify purchasing, stocking and maintenance
- Lower total cost over the full lifecycle

Regal Rexnord enables glass manufacturers to achieve stable, efficient and durable line performance – every day, shift after shift.

***Glass manufacturers choose Regal Rexnord because we reduce risk, extend equipment lifetime and simplify their operation.***

# WHAT OUR PRODUCT PORTFOLIO OFFERS THE CUSTOMER

## Integrated Hot and Cold End Conveying Portfolio

Regal Rexnord provides the glass industry with a comprehensive solution that includes a full range of hot end and cold end product conveying systems, complemented by an expanding portfolio of PowerTrain solutions. Our offering features durable, high-performance conveyor technologies - from plastic and metal belts to advanced accessories - engineered with high-quality materials to meet the diverse demands of glass manufacturing.

## Globally Skilled Teams

We back our offering with expert technical support, ensuring reliable performance. With a strong global presence, Regal Rexnord is positioned to support customers wherever they operate - delivering consistent quality, innovation, and responsiveness.

## Regal Rexnord Premium Services

Our Premium Services package helps glass manufacturers improve line efficiency through expert audits, predictive maintenance, and on-site training. We capture asset data and upload it to the Regal Rexnord Data Portal for easy part identification and ordering. Plan today, prevent downtime tomorrow.

## Trusted Brand, Quality Reputation

Regal Rexnord is recognized across industries for its commitment to quality, innovation, and long-term reliability.

## Product Key Messages

- TableTop® chains: Precision-engineered steel and plastic chains with excellent flatness and surface finish, ensuring superior product handling, reduced container tipping, and longer operational life.
- Advanced MatTop® belts: Designed for enhanced container stability and reduced product damage, helping manufacturers maintain product integrity and reduce waste during conveying.
- DTS (Dynamic Transfer System): Enables smooth and reliable transfer of delicate or unstable containers, minimizing breakage and ensuring consistent line performance.
- Superior chain-sprocket interaction: Optimized engagement extends chain life and reduces maintenance downtime, improving overall equipment efficiency and lowering operational costs.
- User-friendly design: Patented pin retention system allows fast and easy assembly, reducing installation time and simplifying maintenance for increased productivity.
- Cambridge products: Combine superior strength and stability with reduced belt stretch and wear, ensuring smooth, reliable conveyor performance and longer system lifespan under demanding conditions.

# GLASS MANUFACTURING MARKET – EMEA REGION

The EMEA region (Europe, Middle East, and Africa) represents a strategically important and diverse market for glass manufacturing, with a wide range of production technologies, container types, and end-use applications. 192 Glass Manufacturing Plants have been mapped across the region, covering key countries such as Germany, France, Italy, Spain, Turkey, Egypt, and South Africa. These plants include producers of container glass, flat glass, and specialty glass for industries such as food & beverage, pharmaceuticals, cosmetics, and construction.

## A complete list is available, including:

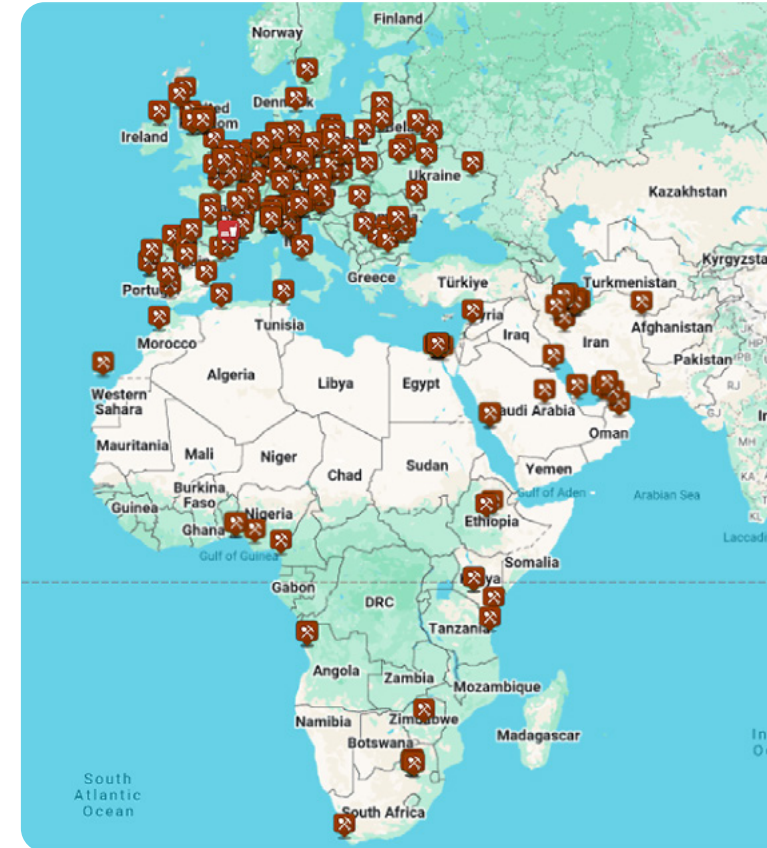
- Plant details (location, production type, capacity)
- Contact persons (decision-makers in engineering, maintenance, and procurement)

## Market Characteristics:

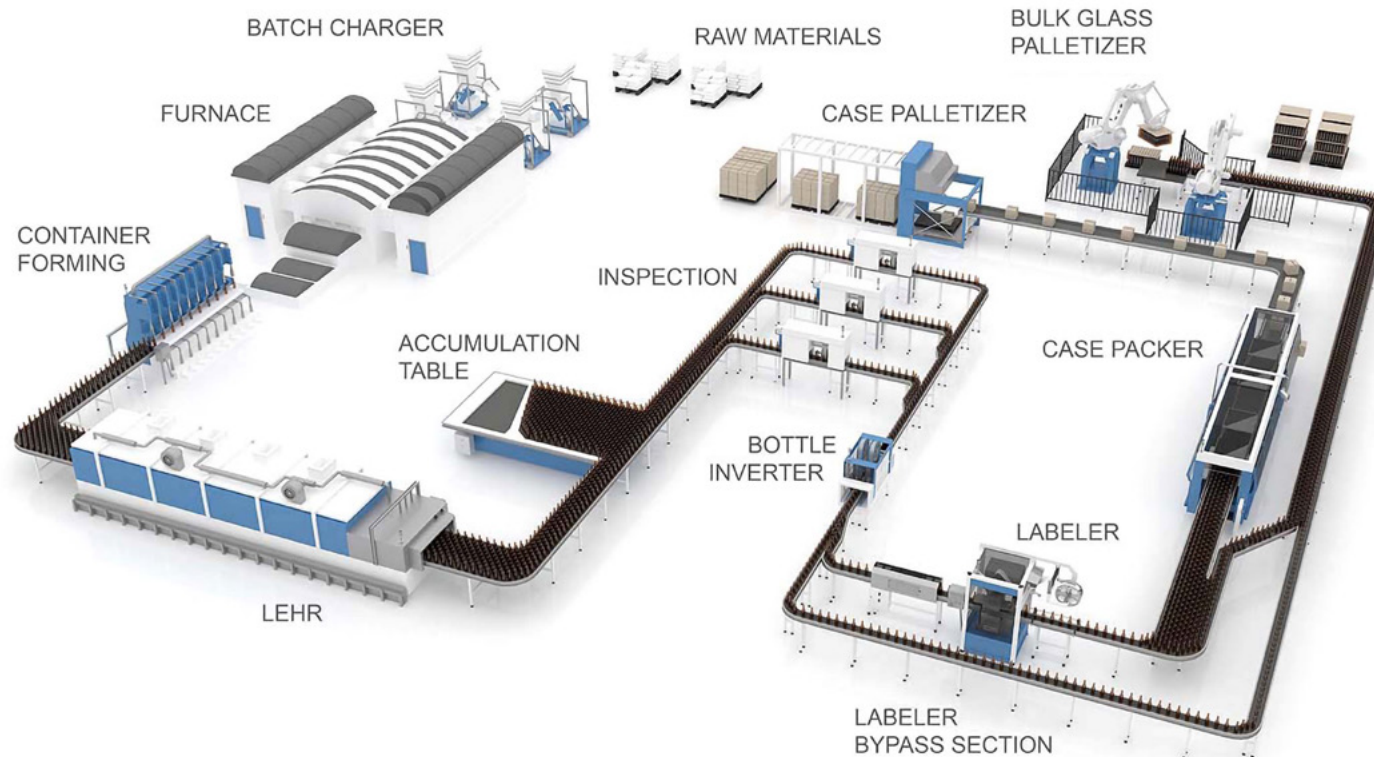
- High concentration of container glass plants in Western and Southern Europe
- Growing investment in energy-efficient and automated production lines
- Increasing demand for sustainable packaging and recycled glass (cullet)
- Strong presence of global players like Verallia, O-I, Ardagh, and Vetropack, alongside regional manufacturers

## Opportunity for Regal Rexnord:

With its broad portfolio of abrasion-resistant belts, chains, and conveying solutions, Regal Rexnord is well-positioned to support the operational needs of glass manufacturers across EMEA-especially in areas like annealing, inspection, labeling, and palletizing.



# GLASS PLANT LAYOUT – KEY PROCESS AREAS



## Batch Charger

The starting point of the process. It stores, mixes, and delivers raw materials (like sand, soda ash, and cullet) into the furnace. The batch charger ensures consistent feed rates and influences furnace performance.

## Furnace

A high-temperature chamber (up to 1,575 °C) where raw materials are melted into molten glass. It's the heart of the glassmaking process, operating continuously for years.

## Container Forming

Molten glass is cut into gobbs and shaped into containers using either the blow-and-blow or press-and-blow method. This is where bottles and jars take form.

## Annealing Lehr

A long oven that gradually cools the formed glass containers to relieve internal stresses. This process ensures strength and durability.

## Accumulation Table & Inspection

Bottles are temporarily stored and spaced for quality inspection. Defective containers (cullet) are rejected and recycled back into the batch process.

## Palletizer

The final step where bottles are grouped, packed, and stacked onto pallets for shipping. This area often deals with dusty environments and requires robust, wear-resistant conveying solutions. Glass Plant Layout – Key Process Areas

## Bottle Inverter

Used to invert bottles for cleaning or to remove debris. Often includes gripper conveyors and can operate at high speeds.

## Labeller

Applies branding or product information. In glass plants, this may include Applied Ceramic Labelling (ACL), where enamel paint is baked onto the bottle.

# GLASS MANUFACTURING PRODUCT SEGMENTATION

		Batch Charger	Furnace	Container Forming	Annealing Lehr	Annealing Lehr Discharge	Accumulation Table	Inspection	Bottle Inverter	Labeller	Case Packer	Case Palletizer	Bulk Glass Palletizer
<b>Cambridge</b>	Compound Balanced (CB)												
	DiaCrimp												
<b>Flattop</b>	7005 Series Mattop Chain												
	7005-DTS Series Mattop Chain												
	S815 Series Metal Tabletop Chain												
	S881 Series Metal Tabletop Chain												
	1005 Series Mattop Chain												
	1005-FFTP Series Mattop Chain												
	1505 Series Mattop Chain												
	1055TM												
	1055FTTAB												
	820 Series Plastic Tabletop Chain												
	880 Bevel Series Plastic Tabletop Chain												
	880 TAB Series Plastic Tabletop Chain												
	1873 Gripper Chain												
	XLBP1505 Series Mattop Chain												
	1533 series												
Magnetic return													
<b>Bearings</b>	Link-Belt & Sealmaster Mounted Ball Bearing (CRES and standard)												
	Rollway Unmounted Bearings												
	McGill Cam Followers												
	Kilian™ "No Rust" Housed Bearing Units												
	Kilian Custom Bearings												
<b>Perceptive</b>	Remote Condition Monitoring Services												

# GLASS MANUFACTURING PRODUCT SEGMENTATION

		Batch Charger	Furnace	Container Forming	Annealing Lehr	Annealing Lehr Discharge	Accumulation Table	Inspection	Bottle Inverter	Labeller	Case Packer	Case Palletizer	Bulk Glass Palletizer
<b>Gear Drives</b>	Bauer Gear Motor™ BG Series Inline Helical Geared Motor												
	Bauer Gear Motor BK Series Helical Bevel Geared Motor												
	Bauer Gear Motor BF Series Shaft Mounted Geared Motor												
	Bauer Gear Motor BS Series Helical Worm Geared Motor												
	Bauer Gear Motor HiflexDRIVE Standard Gear Motors												
	Bauer Gear Motor HiflexDRIVE Aseptic Gear Motors												
	Bauer Gear Motor HiflexDRIVE Stainless Steel Gear Motors												



# 1. Batch Charger

## Batch Charger

“Ensure consistent raw material flow with Regal Rexnord’s durable conveying solutions-engineered to handle abrasive environments and reduce downtime in your batch house operations.”

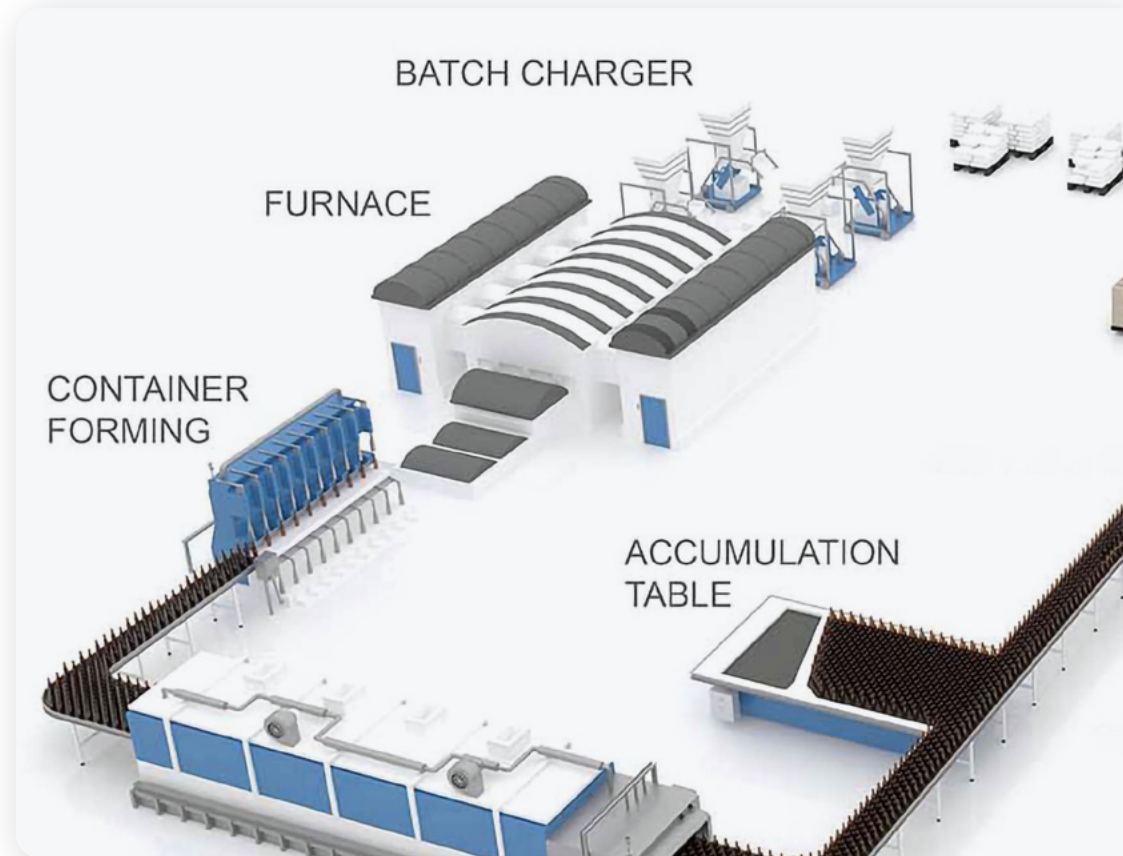
# BATCH CHARGER

The batch charger is one of the most critical pieces of equipment in a glass furnace, as it significantly influences furnace performance and efficiency.

The batch house stores raw materials-such as sand, soda ash, and cullet-in large silos, typically holding 1 to 5 days of supply. Some systems also include material processing steps like screening, drying, or pre-heating. Whether automated or manual, the batch house measures, mixes, and delivers the glass batch recipe via chutes, conveyors, and scales to the furnace.

The batch enters the furnace through the “dog house” or batch charger. The composition of the batch depends on factors such as glass type, color, quality requirements, raw material availability, and furnace design.

**Note:** No conveyor chains are used inside the batch charger itself.



Batch charger



## 2. Furnace

### Furnace

“While no chains run inside the furnace, Regal Rexnord supports upstream and downstream processes with high-performance materials that withstand extreme heat and abrasive conditions.”

# FURNACE

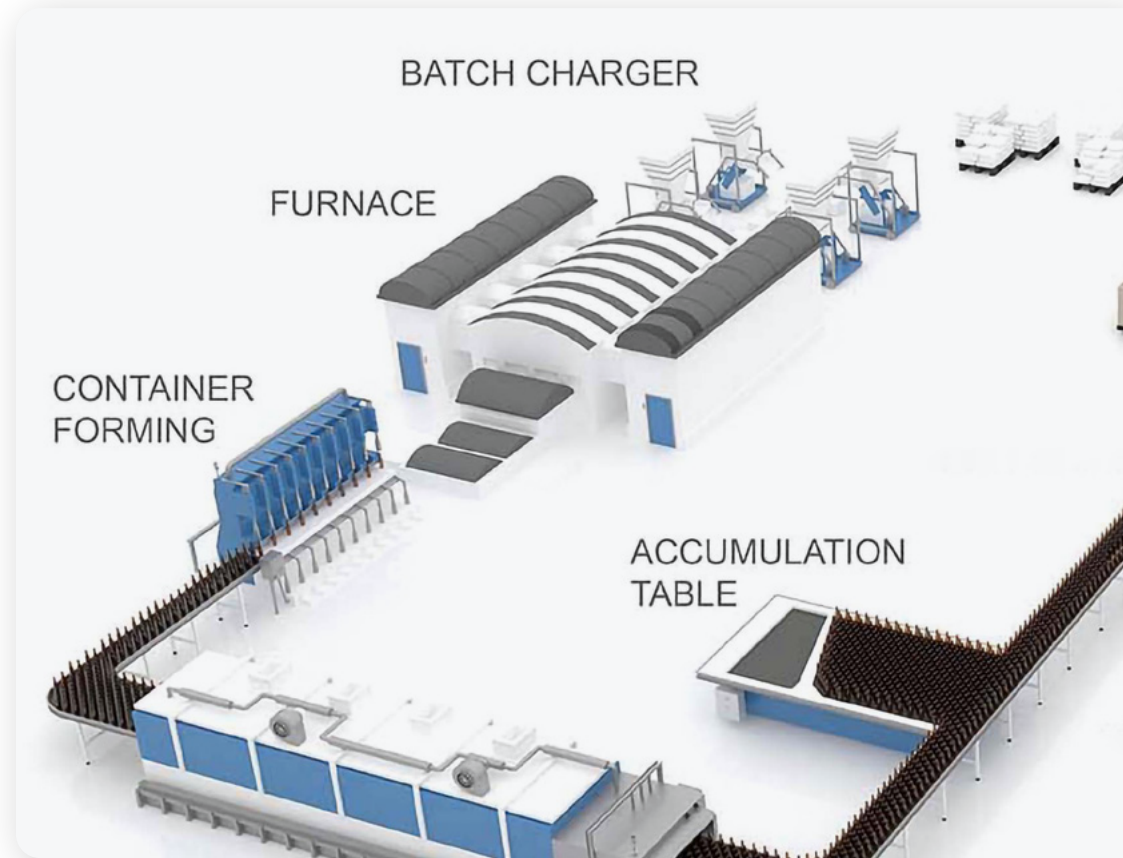
The batch is fed into the furnace at a slow, controlled rate by the batch processing system. Furnaces used in glass manufacturing are typically fired by natural gas or fuel oil and operate at temperatures up to 1,575 °C.

Common furnace types in container glass production include:

- End-port (end-fired)
- Side-port
- Oxy-fuel

Furnace capacity is usually classified by metric tons per day (MTPD), indicating the daily production output.

**Note:** No conveyor chains are used inside the furnace.



Furnace

A glass bottle is shown on a conveyor belt in a factory setting. The background is dark with some blurred lights, suggesting an industrial environment. The bottle is the central focus, and the conveyor belt is visible below it.

## 3. Container Forming

### Container Forming

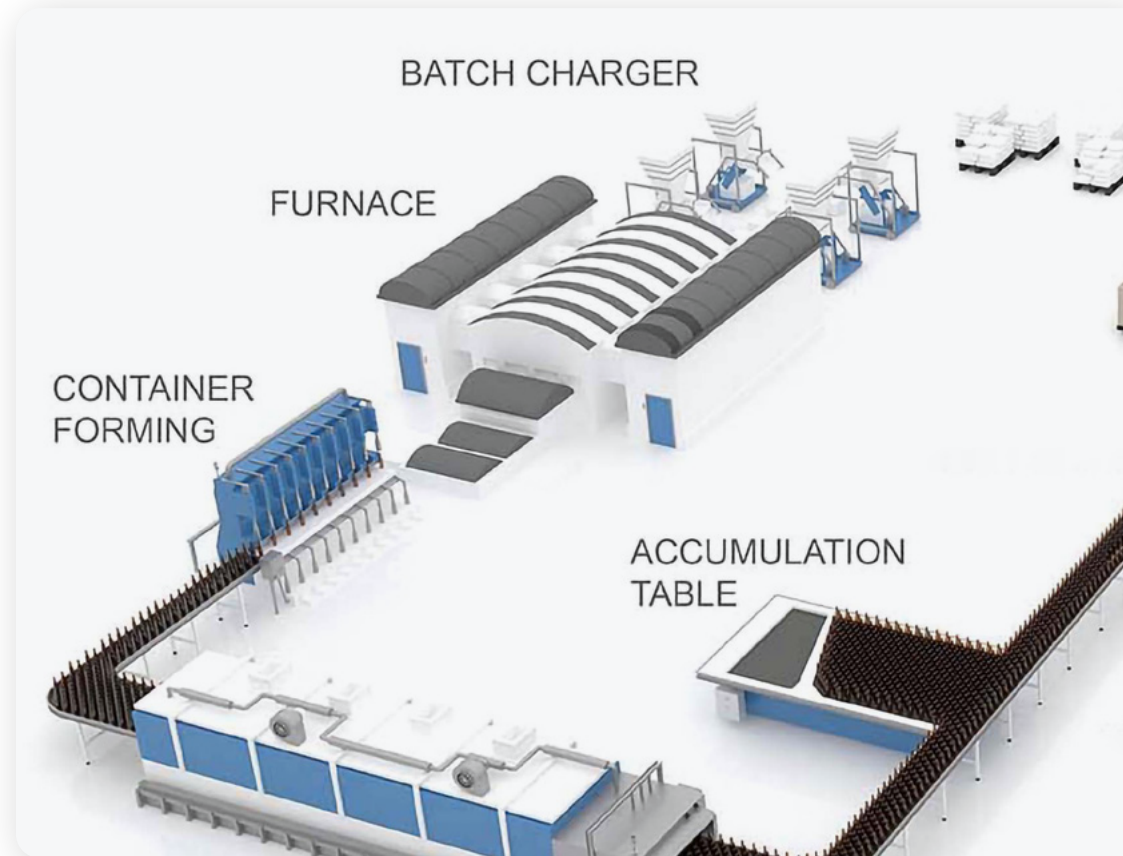
“From gob to glass, our Cambridge and Link Belt solutions offer smooth, reliable conveying at the forming section—ensuring product stability and even heating for optimal bottle quality.”

# CONTAINER FORMING

There are currently two primary methods of making glass containers: the blow and blow method for narrow-neck containers only, and the press and blow method used for jars and tapered narrow-neck containers.


In both methods, a stream of molten glass at its plastic temperature (1,050–1,200 °C) is cut with a shearing blade to form a solid cylinder of glass, called a gob. The gob is of predetermined weight just sufficient to make a bottle. Both processes start with the gob falling, by gravity, and guided, through troughs and chutes, into the blank moulds, two halves of which are clamped shut and then sealed by the baffle from above.

At the outfeed of the container forming most of the times is used a wire mesh belt or a so-called Link Belt Silent Chain 57TCX, but could be also suggested our Cambridge Belt type CB (Usually CBC 5)



Container forming

# CONTAINER FORMING PRODUCT MATRIX

	Product	Features	Customer Benefits
Outfeed	 <p>Compound Balanced CB5</p>	<ul style="list-style-type: none"> <li>• Delivers maximum strength through a thicker, stronger wire construction.</li> <li>• Improves product support through a tighter mesh design.</li> <li>• Provides smooth conveying through a dense, uniform weave available in multiple sizes.</li> <li>• Supports high-throughput operation through widths up to 160 in (4060 mm) and speeds up to 1000 fpm (304.8 m/min).</li> <li>• Supports high-temperature processes through temperature capability up to 1000°F (538°C).</li> <li>• Enables material selection through availability in T316L SS, T304 SS, T430, HCS, and galvanized options.</li> </ul>	<ul style="list-style-type: none"> <li>• Extends belt durability by delivering maximum strength.</li> <li>• Improves product stability by improving product support.</li> <li>• Improves product quality by providing smooth conveying.</li> <li>• Increases line capacity by supporting high-throughput operation.</li> <li>• Ensures reliable performance by supporting high-temperature processes.</li> <li>• Matches application requirements by enabling material selection.</li> </ul>


# COMPOUND BALANCED PRODUCT LINE

## Benefits:

- Customizable to meet all application needs
- Superior tracking and even heating
- Smooth surface area and better product stability


## Features:

- Constructed with thicker, stronger wires creating the strongest baking band design
- Tighter mesh design
- Smooth dense weave in dozens of sizes
- Widths up to 160" (4600mm) - Speeds up to 1000fpm (304.846m)  
- Temperatures up to 1000°F (538°C) - Materials: T316LSS, T304SS, T430, HCS, Galvanized



CB2  
CB3  
CB%

The number represents the number of rods that need to be removed to break the belt apart. OR, it's the number of rods through each spiral -1.



CB5

## Common Applications:

- Baking
- Curing
- Drying
- Glass Feeder Belts
- Washing
- Transfers, Infeeds, & Exits

## Common Markets:

- Baking
- Snack
- Electronic
- Glass

# 4. Annealing Lehr

## Annealing Lehr

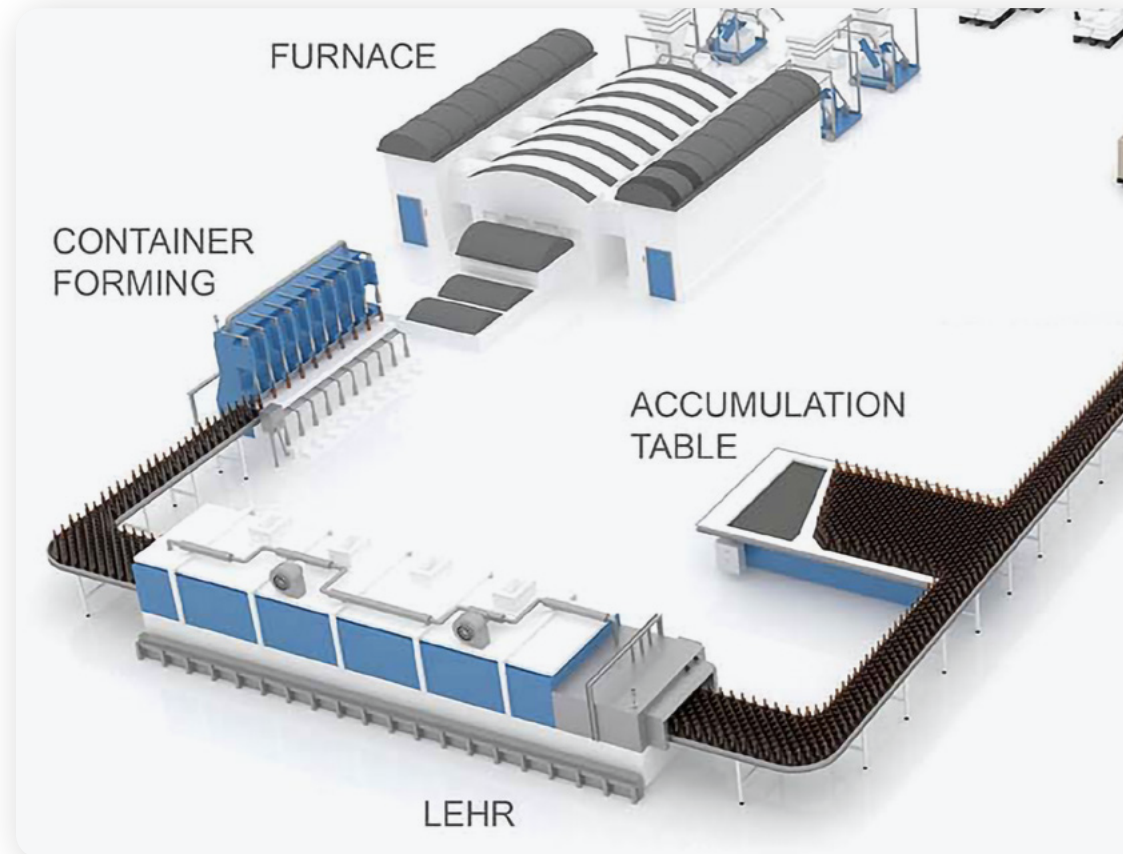
“Minimize stress and maximize strength-our DiaCrimp and modular belt solutions ensure smooth, even cooling with superior tracking and wear resistance in the Lehr.”

# ANNEALING LEHR

As glass cools, it shrinks and solidifies. If this cooling process is uneven, it can introduce internal stresses that weaken the glass. To prevent this, the containers undergo annealing - a controlled reheating and cooling process.





The annealing oven, known as a lehr, gradually reheats the glass containers to approximately 580 °C (1,076 °F) and then cools them down over a period of 20 to 60 minutes, depending on the glass thickness. This process relieves internal stresses and ensures the structural integrity of the final product.

**Note:** FlatTop belts are not typically used inside the lehr. Instead, Cambridge Balanced Weave belts, such as the DFC DiaCrimp Belt, are recommended for their durability and heat resistance.



Annealing Lehr

# ANNEALING LEHR PRODUCT MATRIX

	Product	Features	Customer Benefits
Annealing	 <p>DiaCrimp</p>	<ul style="list-style-type: none"> <li>• Reduces open area through a tightly woven hinge-to-hinge design.</li> <li>• Improves surface contact through customizable design options.</li> <li>• Enhances product stability through increased surface area.</li> <li>• Supports heavy loads through straight or crimped rod construction.</li> </ul>	<ul style="list-style-type: none"> <li>• Improves tracking accuracy by reducing open area.</li> <li>• Allows application flexibility by enabling customized solutions.</li> <li>• Reduces product movement by enhancing surface stability.</li> <li>• Extends belt life by supporting heavy loads reliably.</li> </ul>
Discharge	 <p>BW7005</p>	<ul style="list-style-type: none"> <li>• Provides very high strength through a robust 12.7 mm thick module design.</li> <li>• Enables smooth side transfers and improved product handling through rounded outer edges.</li> <li>• Prevents plug loss and enables easy pin access for installation and maintenance through Twist-Lock™ pin retention with a hinged plug.</li> </ul>	<ul style="list-style-type: none"> <li>• Supports heavy loads by providing very high strength.</li> <li>• Improves discharge performance by enabling smooth transfers and better handling.</li> <li>• Reduces downtime by preventing plug loss and simplifying maintenance.</li> </ul>
Discharge	 <p>BW7005 DTS</p>	<ul style="list-style-type: none"> <li>• Provides very high strength through a robust 12.7 mm thick module design.</li> <li>• Enables smooth side transfers through rounded outer edges.</li> <li>• Creates smooth 90° transfers through a Dynamic Transfer System (DTS) design.</li> </ul>	<ul style="list-style-type: none"> <li>• Supports demanding applications by providing very high strength.</li> <li>• Improves product flow by enabling smooth side transfers.</li> <li>• Reduces product disruption by creating smooth transfers at discharge points.</li> </ul>
Discharge	 <p>SB15 / SB18 / SB18TAB</p>	<ul style="list-style-type: none"> <li>• Provides corrosion resistance through hardened carbon steel construction.</li> <li>• Improves wear resistance through hardened surface treatment.</li> <li>• Supports abrasive environments through steel material selection.</li> </ul>	<ul style="list-style-type: none"> <li>• Extends service life by providing corrosion resistance.</li> <li>• Reduces wear-related maintenance by improving surface durability.</li> <li>• Ensures reliable operation by supporting abrasive annealing conditions.</li> </ul>

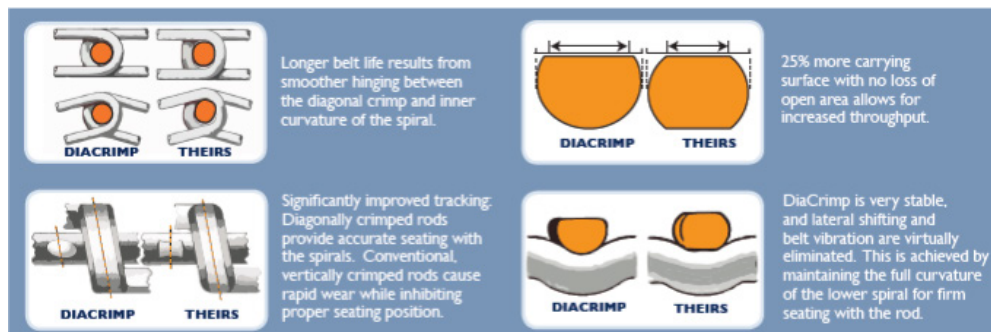

# DIACRIMP PRODUCT LINE

## Benefits:

- DiaCrimp's precise hinge-to-spiral alignment reduces belt elongation by nearly 90%, improving tracking at start-up and minimizing wear and maintenance compared to competitors.

## Features:

- Tightly woven with reduced open area
- Customizable design
- Enhanced surface area and product stability
- Supports heavier loads
- Includes nesting spirals and straight or crimped rods



## Common Applications:

- Baking
- Curing
- Drying
- Glass Annealing
- Ovens

## Common Markets:

- Baking
- Snack
- Glass

# 5. Accumulation Table & Inspection

## Accumulation Table & Inspection

“Keep your line flowing and your quality high. Regal Rexnord’s abrasion-resistant belts and chains ensure stable bottle handling and precise inspection performance.”

# ACCUMULATION TABLE & INSPECTION

The accumulation table plays a critical role in maintaining a continuous and balanced flow of bottles throughout the production line. It acts as a buffer between different process stages- especially between the annealing lehr and inspection or packaging-helping to absorb fluctuations in line speed or temporary stoppages.

By temporarily holding bottles, the accumulation table ensures that upstream processes (like forming and annealing) can continue running even if downstream operations (like inspection or palletizing) slow down or pause. This improves overall line efficiency and reduces the risk of bottlenecks or downtime.

## Key Requirements:

- Closed surface chain to support unstable glass containers
- High wear and abrasion resistance due to the presence of broken glass and dust
- Smooth and stable conveying to prevent tipping or damage.

## Inspection

Every glass container is subject to 100% inspection to ensure product quality and safety. This process is typically performed by automated inspection machines, although manual inspection may still be used in some facilities.

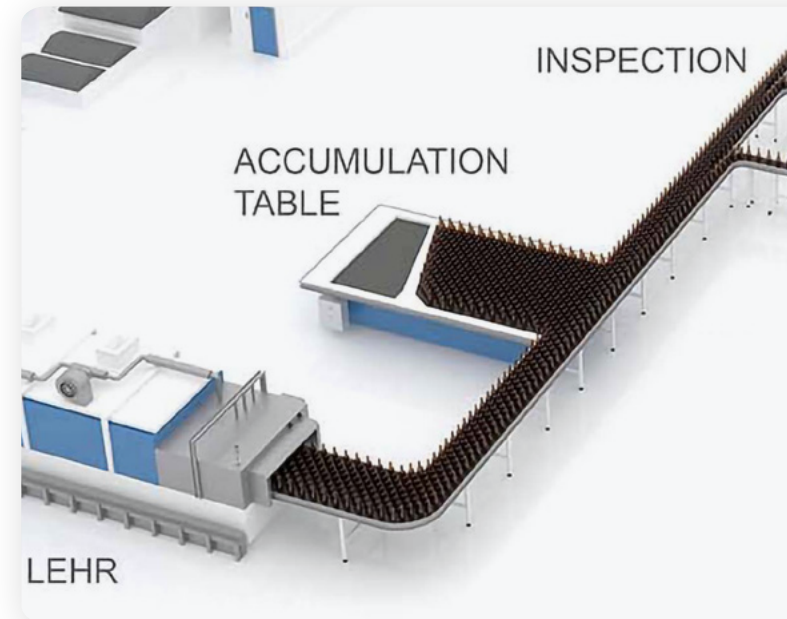
Containers that do not meet quality standards-due to defects such as cracks, bubbles, or shape irregularities-are rejected and referred to as cullet. These are recycled back into the furnace to be melted and reused.

In high-throughput lines, multiple inspection stations may operate in parallel. To manage this efficiently, dividers are used to distribute bottles evenly across the inspection lanes.

After inspection, bottles are often recombined into a single line using a pressureless combiner. This system uses multiple strands of tabletop or MatTop chains running at slightly different speeds to gently align bottles without applying backline pressure-ensuring smooth flow and preventing damage.





## Key Conveying Requirements:

- Closed surface chains for bottle stability
- Wear- and abrasion-resistant materials
- Stable, gap-free conveying to support precise inspection



Accumulation table & Inspection

# ACCUMULATION TABLE PRODUCT MATRIX

	Product	Features	Customer Benefits
Accumulation Table	 BWX7005	<ul style="list-style-type: none"> <li>• Provides very high strength through a robust 12.7 mm thick module design.</li> <li>• Enables smooth side transfers and improved product handling through rounded outer edges.</li> <li>• Prevents plug loss and enables easy pin access for installation and maintenance through Twist-Lock™ pin retention with a hinged plug.</li> <li>• Reduces product damage and supports optimum engagement and reliable drive through engineered center and reliable drive engagement.</li> </ul>	<ul style="list-style-type: none"> <li>• Delivers long-lasting performance by providing very high strength.</li> <li>• Improves line efficiency by enabling smooth side transfers and better product handling.</li> <li>• Reduces downtime by preventing plug loss and simplifying pin access for service.</li> <li>• Maintains stable product flow by reducing damage and ensuring optimum engagement and reliable drive.</li> </ul>
Transfer area	 BWX7005 DTS	<ul style="list-style-type: none"> <li>• Provides very high strength through a robust 12.7 mm thick module design.</li> <li>• Enables smooth side transfers through rounded outer edges.</li> <li>• Creates smooth transfers through a Dynamic Transfer System (DTS) design.</li> <li>• Reduces plug loss and supports quick service through Twist-Lock™ pin retention with a hinged plug.</li> </ul>	<ul style="list-style-type: none"> <li>• Delivers long-lasting performance by providing very high strength.</li> <li>• Improves product flow by enabling smooth side transfers.</li> <li>• Reduces product disruption by creating smooth transfers at transitions.</li> <li>• Minimizes maintenance effort by reducing plug loss and simplifying service.</li> </ul>
Discharge	 1055FTM	<ul style="list-style-type: none"> <li>• Supports robust conveying through a 12.7 mm thick solid top plate.</li> <li>• Improves transfers and handling through rounded outer edges.</li> <li>• Maintains stable curve operation through Magnetflex® curve retention.</li> <li>• Ensures reliable drive interaction through compatibility with standard 7700 series sprockets.</li> </ul>	<ul style="list-style-type: none"> <li>• Maintains stable discharge performance by supporting robust conveying.</li> <li>• Reduces product disturbance by improving transfers and handling.</li> <li>• Reduces curve-related issues by maintaining stable operation in curves.</li> <li>• Simplifies integration by ensuring reliable interaction with standard sprockets.</li> </ul>
Discharge	 1055FTTAB	<ul style="list-style-type: none"> <li>• Supports robust conveying through a 12.7 mm thick solid top plate.</li> <li>• Improves transfers and handling through rounded outer edges.</li> <li>• Maintains positive chain guidance through TAB curve retention.</li> <li>• Supports consistent operation through a 1.0 inch pitch side-flexing design.</li> </ul>	<ul style="list-style-type: none"> <li>• Maintains stable discharge performance by supporting robust conveying.</li> <li>• Reduces product disturbance by improving transfers and handling.</li> <li>• Reduces tracking issues by maintaining positive guidance through curves.</li> <li>• Supports dependable throughput by enabling consistent side-flexing operation.</li> </ul>

# INSPECTION PRODUCT MATRIX

	Product	Features	Customer Benefits
Combining mass to single line	 <p>7005MTW</p>	<ul style="list-style-type: none"> <li>• Supports gentle product combining through a closed surface chain design.</li> <li>• Reduces wear through abrasion-resistant materials.</li> <li>• Maintains accurate product positioning through Positrack® guidance.</li> </ul>	<ul style="list-style-type: none"> <li>• Improves product control by supporting gentle product combining.</li> <li>• Extends service life by reducing wear in abrasive applications.</li> <li>• Ensures stable tracking by maintaining accurate product positioning.</li> </ul>
Combining mass to single line	 <p>820</p>	<ul style="list-style-type: none"> <li>• Ensures flat conveying through controlled mould design and production processes.</li> <li>• Supports demanding applications through high-strength materials.</li> </ul>	<ul style="list-style-type: none"> <li>• Prevents product tipping by ensuring flat conveying.</li> <li>• Ensures reliable performance by supporting demanding applications.</li> </ul>
Combining mass to single line	 <p>880B</p>	<ul style="list-style-type: none"> <li>• Ensures flat conveying through controlled mould design and production processes.</li> <li>• Supports demanding applications through high-strength materials.</li> </ul>	<ul style="list-style-type: none"> <li>• Prevents product tipping by ensuring flat conveying.</li> <li>• Ensures reliable performance by supporting demanding applications.</li> </ul>
Combining mass to single line	 <p>880TAB</p>	<ul style="list-style-type: none"> <li>• Ensures flat conveying through controlled mould design and production processes.</li> <li>• Supports demanding applications through high-strength materials.</li> </ul>	<ul style="list-style-type: none"> <li>• Prevents product tipping by ensuring flat conveying.</li> <li>• Ensures reliable performance by supporting demanding applications.</li> </ul>
Inspector	 <p>S815</p>	<ul style="list-style-type: none"> <li>• Provides corrosion resistance through hardened carbon steel construction.</li> <li>• Improves wear resistance through hardened surface treatment.</li> <li>• Supports inspection environments through hardened carbon steel pins.</li> </ul>	<ul style="list-style-type: none"> <li>• Extends service life by providing corrosion resistance.</li> <li>• Reduces maintenance by improving wear resistance.</li> <li>• Ensures reliable inspection performance by supporting demanding environments.</li> </ul>

# 6. Bottle Inverter

## **Bottle Inverter**

“Adapt to any bottle shape with our high-speed gripper chains-engineered for safe, efficient inversion and cleaning in compact layouts.”

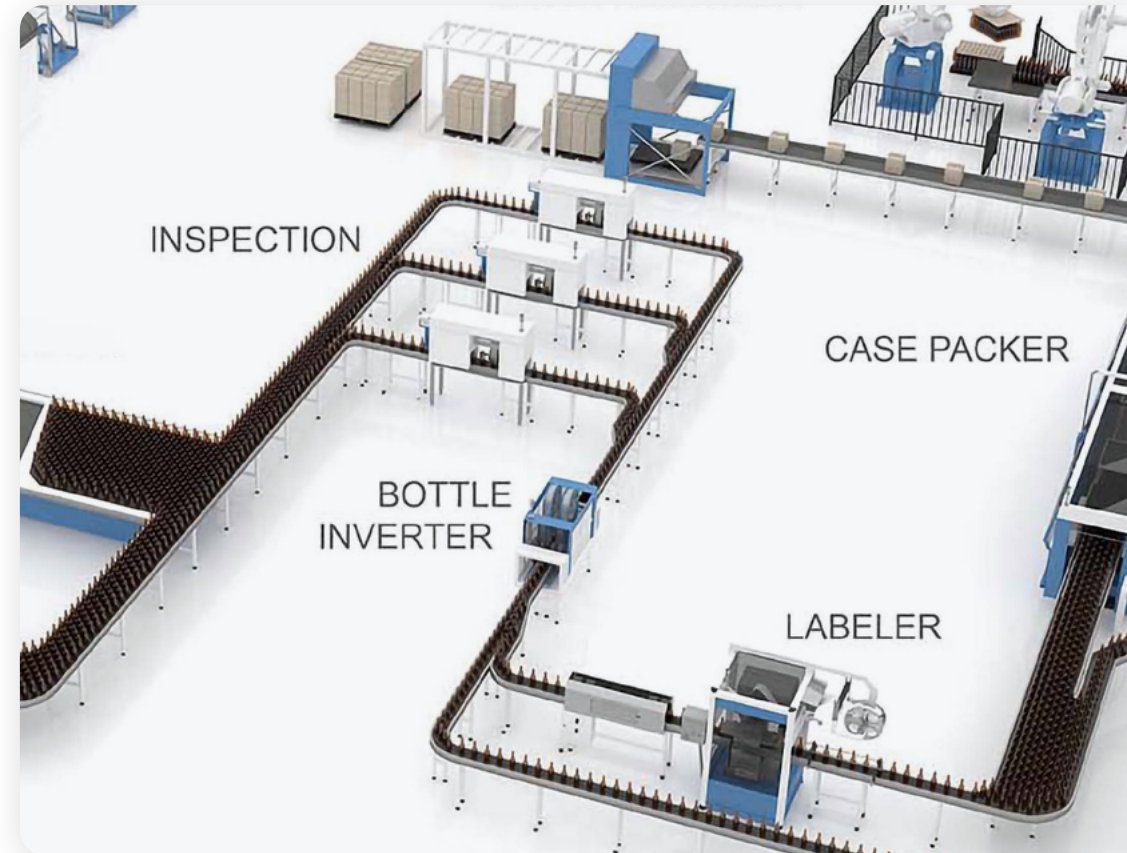
# BOTTLE INVERTER

Bottle inverters are used to flip bottles upside down—typically to remove solid residues or prepare them for cleaning or inspection. This process is essential for maintaining hygiene and product quality, especially before labeling or filling.

The most effective solution for this application is the use of gripper conveyors, which securely hold and guide bottles during elevation, lowering, or inversion. These systems are designed to handle a wide variety of bottle shapes and sizes.




## Key Features & Benefits:

- Soft grippers adapt to different bottle geometries, ensuring gentle handling without damage.
- Omega-shaped gripper conveyors are often installed after inspection stations to allow pedestrian access underneath the line—improving safety and space efficiency.
- Systems can operate at high speeds, up to 60 meters per minute, making them ideal for high-throughput production lines.
- ULF (Ultra Low Friction) curves are recommended to ensure smooth transitions and reduce wear on both the chain and the conveyed products.



Bottle Inverter

# BOTTLE INVERTER PRODUCT MATRIX

	Product	Features	Customer Benefits
Inverter	 <p>• 1873 Gripper</p>	<ul style="list-style-type: none"> <li>• Matches bottle handling requirements through gripper type selection based on glass bottle shape.</li> <li>• Provides reliable base chain performance through a Rexnord ReXtreme base roller chain.</li> </ul>	<ul style="list-style-type: none"> <li>• Improves grip performance by matching the gripper type to the bottle shape (e.g., round vs. square).</li> <li>• Reduces maintenance and supports smooth operation by providing a maintenance-free roller chain with long-life lubrication for special applications.</li> </ul>
Inverter	 <p>1873 Gripper</p>	<ul style="list-style-type: none"> <li>• Matches bottle handling requirements through gripper type selection based on glass bottle shape.</li> <li>• Provides reliable base chain performance through a Rexnord ReXtreme base roller chain.</li> </ul>	<ul style="list-style-type: none"> <li>• Improves grip performance by matching the gripper type to the bottle shape (e.g., round vs. square).</li> <li>• Reduces maintenance and supports smooth operation by providing a maintenance-free roller chain with long-life lubrication for special applications.</li> </ul>
Inverter	 <p>ULF / Nolu-S Curves</p>	<ul style="list-style-type: none"> <li>• Reduces friction through ULF and Nolu-S material selection.</li> <li>• Extends wear life through materials optimized for curved conveying applications.</li> </ul>	<ul style="list-style-type: none"> <li>• Reduces energy consumption by lowering friction in curves.</li> <li>• Lowers maintenance cost by extending wear life in curved sections.</li> </ul>



# 7. Labeller

## Labeller

“Whether screen-printed or stickered, our conveying solutions provide the stability and precision needed for flawless labeling-every time.”

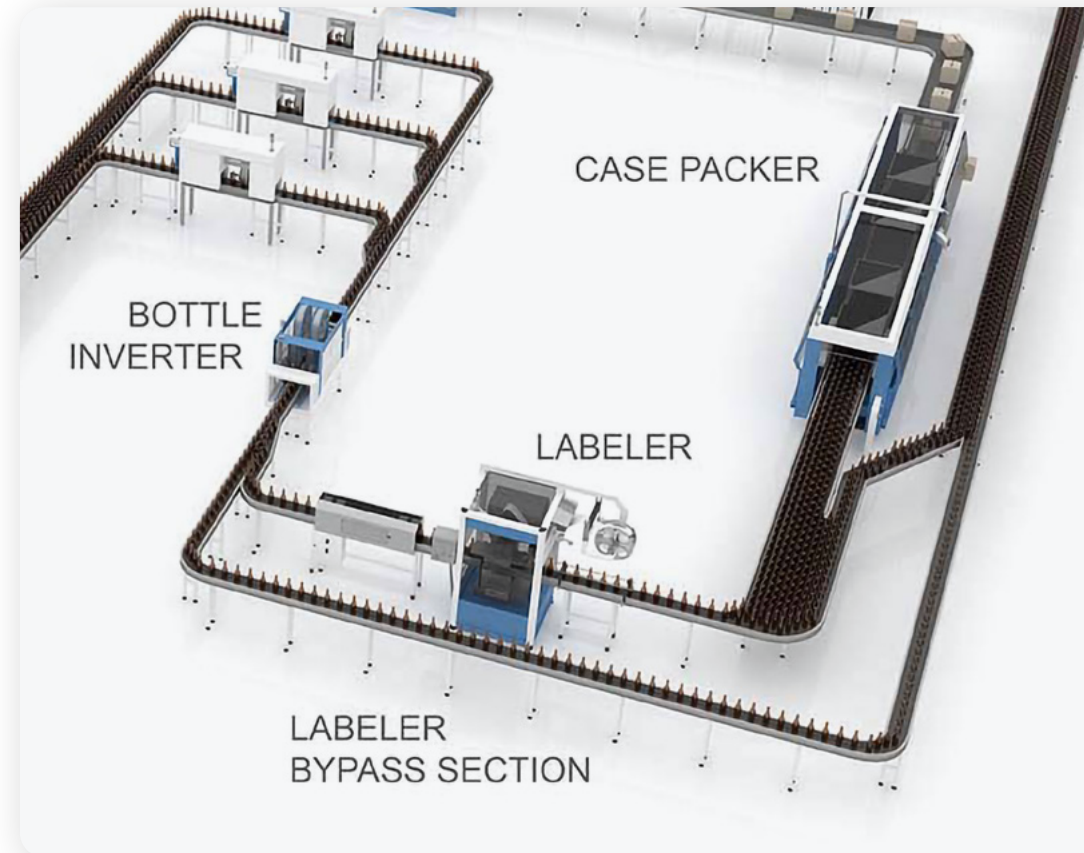
# LABELLER

In many glass container factories, labeling is an integrated part of the production process. Several labeling technologies are available, depending on the product type, branding requirements, and production speed.

A technique unique to the glass industry is Applied Ceramic Labelling (ACL). This method involves screen-printing the decoration directly onto the glass surface using vitreous enamel paint, which is then baked onto the container. This creates a durable, scratch-resistant label that becomes part of the glass itself—commonly seen on iconic products like the original Coca-Cola bottle.


## Operational Considerations:

- Labeling stations require precise bottle positioning and stable conveying to ensure accurate application.
- Conveyors must handle bottles gently to avoid misalignment or damage during the labeling process.
- Postitrack systems are recommended to prevent gaps and maintain belt stability at higher speeds.



Labeller

# LABELLER PRODUCT MATRIX

	Product	Features	Customer Benefits
Combining mass to single line	 <p>7005MTW</p>	<ul style="list-style-type: none"> <li>• Supports gentle product combining through a closed surface chain design.</li> <li>• Reduces wear through abrasion-resistant materials.</li> <li>• Maintains accurate product positioning through Positrack® guidance.</li> </ul>	<ul style="list-style-type: none"> <li>• Improves product control by supporting gentle product combining.</li> <li>• Extends service life by reducing wear in abrasive applications.</li> <li>• Ensures stable tracking by maintaining accurate product positioning.</li> </ul>
Combining mass to single line	 <p>820</p>	<ul style="list-style-type: none"> <li>• Ensures flat conveying through controlled mould design and production processes.</li> <li>• Supports demanding applications through high-strength materials.</li> </ul>	<ul style="list-style-type: none"> <li>• Prevents product tipping by ensuring flat conveying.</li> <li>• Ensures reliable performance by supporting demanding applications.</li> </ul>
Combining mass to single line	 <p>880B</p>	<ul style="list-style-type: none"> <li>• Ensures flat conveying through controlled mould design and production processes.</li> <li>• Supports demanding applications through high-strength materials.</li> </ul>	<ul style="list-style-type: none"> <li>• Prevents product tipping by ensuring flat conveying.</li> <li>• Ensures reliable performance by supporting demanding applications.”</li> </ul>
Combining mass to single line	 <p>880TAB</p>	<ul style="list-style-type: none"> <li>• Ensures flat conveying through controlled mould design and production processes.</li> <li>• Supports demanding applications through high-strength materials.</li> </ul>	<ul style="list-style-type: none"> <li>• Prevents product tipping by ensuring flat conveying.</li> <li>• Ensures reliable performance by supporting demanding applications.</li> </ul>
Inspector	 <p>SB15</p>	<ul style="list-style-type: none"> <li>• Provides corrosion resistance through hardened carbon steel construction.</li> <li>• Improves wear resistance through hardened surface treatment.</li> <li>• Supports labeller inspection environments through hardened carbon steel pins.</li> </ul>	<ul style="list-style-type: none"> <li>• Extends service life by providing corrosion resistance.</li> <li>• Reduces maintenance by improving wear resistance.</li> <li>• Ensures reliable inspection performance by supporting demanding labeller environments.</li> </ul>

# 8. Palletizer

## Palletizer

“From case packers to bulk palletizers, our robust belts and chains handle dusty, abrasive environments with ease—ensuring safe, efficient end-of-line packaging.”

# CASE PACKER / CASE PALLETIZER / BULK GLASS

From case packers to bulk palletizers, our robust belts and chains handle dusty, abrasive environments with ease-ensuring safe, efficient end-of-line packaging.

## Case Packer

Glass containers can be packaged in various formats depending on the production setup and customer requirements. One common method is using a case packer, which groups bottles into cardboard boxes or trays before they are transferred to a case palletizer or directly to a bulk glass palletizer.

This part of the line typically operates at low speeds, in a dusty environment, and involves tight transfer zones. These conditions demand conveying solutions that offer precise bottle handling, abrasion resistance, and smooth transitions to avoid tipping or damage.

## Operational Characteristics:

Bottles are grouped and packed into cases  
Transfers are short and require high stability  
Dust and broken glass may be present,  
increasing wear on components

## Case Palletizer

After bottles are packed into boxes by the case packer, they are transferred to the case palletizer, where the boxes are stacked onto pallets for storage or shipment. This step is essential for organizing packaged goods efficiently and preparing them for logistics.

The case palletizer typically operates at low speeds and in a dusty environment, often with short and tight transfer zones. These conditions require conveying solutions that offer high durability, abrasion resistance, and stable handling of packed products-especially when working with cardboard packaging that can be sensitive to pressure and friction.

## Bulk Glass Palletizer

The bulk glass palletizer is used to stack unpackaged glass containers-typically bottles or jars-directly onto pallets in large quantities. This method is common in high-volume production environments where secondary packaging (like cardboard boxes) is not required.




This part of the line operates at low speeds

and in a dusty, abrasive environment, often with tight transfer zones and a high presence of broken glass. These conditions demand conveying solutions that offer exceptional wear resistance, closed surfaces for stability, and smooth handling to prevent tipping or damage during palletizing.





Accumulation table & Inspection




# CASE PACKER PRODUCT MATRIX

	Product	Features	Customer Benefits
Case Packer	 <p>• BWX/005</p>	<ul style="list-style-type: none"> <li>• Provides very high strength through a robust 12.7 mm thick module design.</li> <li>• Improves side transfers and product handling through rounded outer edges.</li> <li>• Prevents plug loss and enables easy pin access through Twist-Lock™ pin retention with a hinged plug.</li> </ul>	<ul style="list-style-type: none"> <li>• Ensures reliable conveying by providing very high strength.</li> <li>• Improves line efficiency by improving side transfers and product handling.</li> <li>• Reduces downtime by preventing plug loss and simplifying installation and maintenance.</li> </ul>
Case Packer	 <p>BWX1005</p>	<ul style="list-style-type: none"> <li>• Provides very high strength through a robust 12.7 mm thick module design.</li> <li>• Improves side transfers and product handling through rounded outer edges.</li> <li>• Prevents plug loss and enables easy pin access through Twist-Lock™ pin retention with a hinged plug.</li> </ul>	<ul style="list-style-type: none"> <li>• Ensures reliable conveying by providing very high strength.</li> <li>• Improves line efficiency by improving side transfers and product handling.</li> <li>• Reduces downtime by preventing plug loss and simplifying installation and maintenance.</li> </ul>
Case Packer	 <p>BWX1505</p>	<ul style="list-style-type: none"> <li>• Supports smooth product flow through a 15 mm pitch belt design.</li> <li>• Prevents plug loss through a practical plug pin retention system.</li> <li>• Ensures optimum engagement through a belt and sprocket design.</li> </ul>	<ul style="list-style-type: none"> <li>• Reduces product tipping by supporting smooth product flow at transfers.</li> <li>• Simplifies installation and maintenance by preventing plug loss.</li> <li>• Ensures reliable bi-directional drive by ensuring optimum belt engagement.</li> </ul>

# CASE PALLETIZER PRODUCT MATRIX

	Product	Features	Customer Benefits
Case Palletizer	 <p>XBP1005</p>	<ul style="list-style-type: none"> <li>• Reduces backline pressure through extra-low backline pressure roller design.</li> <li>• Minimizes wear through permanently fixed roller shafts.</li> <li>• Reduces contamination risk through rollers that do not rotate with the conveyor.</li> <li>• Improves visibility and safety through high visibility of rollers and moving parts.</li> </ul>	<ul style="list-style-type: none"> <li>• Improves product stability by reducing backline pressure.</li> <li>• Extends service life by minimizing wear on rollers and shafts.</li> <li>• Improves food and product safety by reducing contamination risk.</li> <li>• Enhances operator safety and line awareness by improving visibility of moving parts.</li> </ul>
Case Palletizer	 <p>1533</p>	<ul style="list-style-type: none"> <li>• Reduces backline pressure through low backline pressure belt design.</li> <li>• Simplifies maintenance through easy maintenance design.</li> <li>• Reduces chain wear through minimal risk of chain hooking.</li> <li>• Improves product handling through a maximum product gap of 8 mm and high belt strength and stiffness.</li> </ul>	<ul style="list-style-type: none"> <li>• Improves accumulation performance by reducing backline pressure.</li> <li>• Reduces downtime by simplifying maintenance activities.</li> <li>• Extends chain life by reducing the risk of chain hooking.</li> <li>• Improves product stability by enabling small product gaps and high stiffness conveying.</li> </ul>

# BULK GLASS PALLETIZER PRODUCT MATRIX

	Product	Features	Customer Benefits
Bulk Glass Palletizer	 <p>BWX7705</p>	<ul style="list-style-type: none"> <li>• Provides very high strength through a robust 12.7 mm thick module design.</li> <li>• Improves side transfers and product handling through rounded outer edges.</li> <li>• Prevents plug loss and enables easy pin access through Twist-Lock™ pin retention with a hinged plug.</li> </ul>	<ul style="list-style-type: none"> <li>• Ensures reliable conveying by providing very high strength.</li> <li>• Improves line efficiency by improving side transfers and product handling.</li> <li>• Reduces downtime by preventing plug loss and simplifying installation and maintenance.</li> </ul>
Bulk Glass Palletizer	 <p>BWX1005</p>	<ul style="list-style-type: none"> <li>• Provides very high strength through a robust 12.7 mm thick module design.</li> <li>• Improves side transfers and product handling through rounded outer edges.</li> <li>• Prevents plug loss and enables easy pin access through Twist-Lock™ pin retention with a hinged plug.</li> </ul>	<ul style="list-style-type: none"> <li>• Ensures reliable conveying by providing very high strength.</li> <li>• Improves line efficiency by improving side transfers and product handling.</li> <li>• Reduces downtime by preventing plug loss and simplifying installation and maintenance.</li> </ul>
Bulk Glass Palletizer	 <p>BWX1505</p>	<ul style="list-style-type: none"> <li>• Supports smooth product flow through a 15 mm pitch belt design.</li> <li>• Prevents plug loss through a practical plug pin retention system.</li> <li>• Ensures optimum engagement through a belt and sprocket design.</li> </ul>	<ul style="list-style-type: none"> <li>• Reduces product tipping by supporting smooth product flow at transfer points.</li> <li>• Simplifies installation and maintenance by preventing plug loss.</li> <li>• Ensures reliable bi-directional drive by ensuring optimum belt engagement.</li> </ul>



# MATERIALS GLASS MANUFACTURING

# PLASTIC MATERIALS IN GLASS MANUFACTURING

Materials used in the glass manufacturing industry are specifically engineered to deliver long wear life in highly abrasive environments.

Due to the presence of glass dust, sand, and broken glass, both the chain design and the material composition must ensure high performance and durability. Our solutions are developed to meet these challenges while providing exceptional value to our customers.

## BWX – Our Preferred Material for Performance and Value


BWX is our preferred material for the glass industry, offering a lower cost of ownership than GLA while delivering superior wear resistance and reliability.

Ideal for high-speed production and reduced maintenance, BWX combines durability, low friction, and economic value - making it the strategic choice for manufacturers aiming to boost efficiency and cut costs.

[Click here](#) for the BWX Product Sheet.

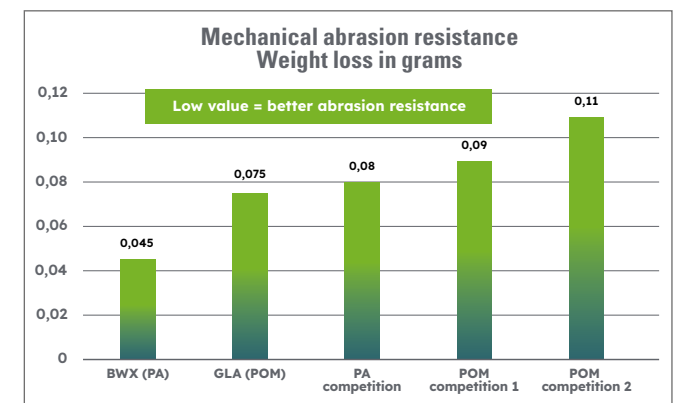
Where BWX is not possible, we offer the following alternatives:

- GLA
- HP



## Plastic materials abrasion resistance comparison

- Wear testing
- Sandpaper test on materials is the most predictable indicator of wear
- BWX performs better than other common materials both internally and from competition



# MATERIAL BWX

## BWX – Our Preferred Material for Performance and Value

When it comes to balancing cost-efficiency with high-performance conveying, BWX stands out as our preferred material for the glass industry. Compared to GLA, BWX offers a significantly lower cost of ownership while delivering superior wear resistance and operational reliability. Whether you're optimizing for high-speed production, reducing maintenance, or improving container stability, BWX provides the ideal combination of durability, low friction, and economic advantage.

### Why BWX?

- Lower cost than GLA - without compromising quality
- Enhanced performance in demanding environments
- Proven reliability in glass container conveying applications

BWX is not just a smart choice - it's the strategic material for manufacturers looking to improve efficiency and reduce costs.

- Black abrasion resistant Polyamide
- Formulated to be used in abrasive applications where chain is subjected to abrasives such as glass, sand and dirt.
- May extend chain wear life up to five times compared to acetal materials.
- Designed to be used in glass handling applications where abrasive shards of glass can wear other plastic chain materials rapidly.
- Can also be used in other abrasive applications.
- **Do not use in wet environment!!!**

Friction Factors Between Material and Product

Operating Condition	Product Material						
	Aluminum	Returnable Glass Bottles**	Non-Returnable Glass Bottles	Paper	Plastic (crates, shrink wrap, etc)	PET	Steel
Dry	0.25	0.27	0.20	0.33	0.25	0.25	0.30
Water	NR	NR	NR	NR	NR	NR	NR
Soap and Water	NR	NR	NR	NR	NR	NR	NR
Oil	---	---	---	NR	---	---	---

Friction Factors Between Material and Wearstrips

Operating Condition	Wearstrip Material		
	Carbon and Stainless Steel	UHMWPE	ULF®
Dry	0.30	0.25	0.16
Water	NR	NR	NR
Soap and Water	NR	NR	NR
Oil	NA	NA	NA

# ALTERNATIVE MATERIAL GLA

GLA is a polymer-based chain material developed by Regal Rexnord specifically for clean glass container manufacturing. It performs reliably in medium load and speed applications, where wear resistance and smooth conveying are essential. With its low friction and strong PV wear resistance, GLA ensures quiet, stable operation - especially in curves - enhancing comfort and efficiency on the production floor. Unlike nylon-based materials, GLA is water-resistant and suitable for both dry and wet environments, making it easy to clean and maintain.

## Why GLA?

- Only used where BWX is not possible
- Designed for clean glass container handling
- Excellent wear resistance and quiet operation
- Suitable for wet environments - water washable
- Lower total cost of ownership in medium-duty applications



GLA

GLA is available across multiple chain types, including TableTop® and MatTop®, and supports both straight-running and side-flexing configurations.

### Friction Factors Between Material and Product

Operating Condition	Product Material						
	Aluminum	Returnable Glass Bottles	Non-Returnable Glass Bottles	Paper	Plastic (crates, shrink-wrap, etc.)	PET	Steel
Dry	NR	0.22	0.16	NR	NR	NR	NR
Water	NR	0.20	0.14	NR	NR	NR	NR
Soap and Water	NR	0.14	0.10	NR	NR	NR	NR
Oil	---	---	---	---	---	---	NR

### Friction Factors Between Material and Wearstrip

Operating Condition	Wearstrip Material			
	Carbon and Stainless Steel	UHMWPE	Nylatron®	ULF™
Dry	0.25	0.20	0.20	0.16
Water	0.20	0.18	0.18	0.14
Soap and Water	0.15	0.15	0.15	0.13
Oil	0.10	0.10	0.10	0.10

# ALTERNATIVE MATERIAL HP

## HP™ – High Performance Material for Demanding Dry Applications

Regal Rexnord’s patented HP™ material is designed for dry-running environments where durability are key. It offers a lower coefficient of friction than standard acetal, enabling smoother, more efficient conveying. Tests show HP™ reduces wear by up to 40% vs. plain acetal and 25% vs. low-friction acetal, making it ideal for applications in the beverage and container industries. By minimizing backline pressure and conveyor pulsation, HP™ helps extend chain life and improve overall system performance.

### Why HP™?

HP™ is the strategic choice for dry applications where high-speed performance and wear resistance are essential. It delivers smoother conveying, longer chain life, and lower total cost of ownership - making it a reliable solution for demanding production environments.



HP

Friction Factors Between Material and Product

Operating Condition	Product Material						
	Aluminum	Returnable Glass Bottles**	Non-Returnable Glass Bottles	Paper	Plastic (crates, shrink wrap, etc)	PET	Steel
Dry	0.18	0.20	0.12	0.23	0.18	0.18	0.18
Water	0.14	0.18	0.11	NR	0.16	0.16	0.16
Soap and Water	0.12	0.14	0.10	NR	0.14	0.14	0.13
Oil	---	---	---	NR	---	---	0.10

Friction Factors Between Material and Wearstrips

Operating Condition	Wearstrip Material		
	Carbon and Stainless Steel	UHMWPE	ULF®
Dry	0.18	0.18	0.14
Water	0.16	0.16	0.12
Soap and Water	0.13	0.14	0.10
Oil	0.10	0.10	0.10

# MATERIAL S – CARBON STEEL

Regal Rexnord’s hardened carbon steel is a fine-grained, abrasion-resistant material with a smooth surface finish, developed for applications requiring exceptional strength and impact resistance - such as parts handling and glass manufacturing. With a hardness of 415 HB, this material ensures long wear life and durability under heavy loads and abrasive conditions. However, it is not suitable for wet environments, and should only be used in dry applications.

## Why Hardened Carbon Steel?

This material is the ideal choice for dry, high-impact environments where strength and surface hardness are critical. It offers reliable performance in demanding conditions, making it a trusted solution for industrial conveying in the glass sector.



Material s – carbon steel

### Friction Factors Between Material and Product

Operating Condition	Product Material						
	Aluminum	Returnable Glass Bottles**	Non-Returnable Glass Bottles	Paper	Plastic (crates, shrink wrap, etc)	PET	Steel
Dry	0.34*	0.35	0.33	0.43	0.31	0.30	0.38
Water	NR	NR	NR	NR	NR	NR	NR
Soap and Water	NR	NR	NR	NR	NR	NR	NR
Oil	0.10	0.10	NR	NR	NR	NR	0.10

### Friction Factors Between Material and Wearstrips

Operating Condition	Wearstrip Material		
	Carbon and Stainless Steel	UHMWPE	Nylatron®
Dry	0.40	0.30	0.30
Water	NR	NR	NR
Soap and Water	NR	NR	NR
Oil	0.10	0.10	0.10

# COMPARISON PLASTIC MATERIALS

Material	Key Strengths	Ideal Applications	Wear Resistance	Friction	Wet Use
<b>BWX (Preferred)</b>	Superior abrasion resistance, handles glass shards, long chain life	High-abrasion, high-speed, dusty environments in glass manufacturing	Very High	Low friction, wear-resistant	No
<b>GLA</b>	Value-based, abrasion-resistant, quiet in curves	Clean, low-dust, medium load/speed glass container handling	High	Low coefficient and friction	Yes
<b>HP™</b>	Lower friction than acetal, reduces wear, ideal for dry high-speed conveying	Dry-running, high-speed beverage and container lines	Up to 40% better than acetal	Very Low	Yes
<b>HP™</b>	Maximum strength, impact resistance. smooth surface finish	Dry, heavy-duty parts handling and glass industry	Very High	-	No



# REFERENCES IN GLASS MANUFACTURING


# REFERENCES IN GLASS MANUFACTURING



- Glass Bottle Beer (0,33 Ltr)
- Machine OMEGA
- Chain: HP1873TAB GRIP S-3.25IN S3JA EPD.GY55 SP
- Corner tracks: TAB
- Combi-X
- Installation: August 2018




- Glass Bottle Beer (0,33 Ltr)
- Machine OMEGA
- Chain: HP1873TAB GRIP S-3.25IN S3JA EPD.GY55 SP
- Corner tracks: TAB
- Combi-X
- Installation: January 2019 Zechetti



# REFERENCES IN GLASS MANUFACTURING



- Glass Bottle Perrier (0,75 Ltr)
- Machine OMEGA
- Chain: HP1873TAB GRIP S-3.25IN S3JA EPD.GY55 SP
- Corner tracks: TAB
- Combi-X
- Installation: December 2018 New line Zechetti



- Glass Bottle Jars
- Machine OMEGA
- Chain: HP1873TAB GRIP S-3.25IN SD EPDM GY 50 SP
- Corner tracks: TAB HD 1000
- Installation: June 2019



# REFERENCES IN GLASS MANUFACTURING



- Glass Bottle wine (0,75 Ltr)
- Machine OMEGA
- Chain: HP1873TAB GRIP S-3.25IN S3JA EPD.GY55 SP
- Corner tracks: TAB HD 1000
- Installation: September 2018



- Glass Bottle jar
- Machine OMEGA
- Chain: HP1873TAB GRIP S-3.25IN S3JA EPD.GY55 SP
- Corner tracks: TAB HD 1000
- Installation: July 2018



# REFERENCES IN GLASS MANUFACTURING



- Glass Bottle Jars
- Conveyors All Glass
- Replacement chain Regina AR820K325 and AR820K450 per Material Rexnord GLA
- Installation: May 2020



- Glass Bottle
- Conveyors All Glass
- Replacement chain BWX per Material GLA
- Installation: July 2020



The logo for Regal Rexnord, featuring a stylized green and white icon to the left of the company name. The background of the entire image is a blurred industrial scene of a glass bottle production line, with rows of clear glass bottles on a conveyor belt. The lighting is a mix of blue and green, creating a modern, industrial atmosphere.

**RegalRexnord™**

"Regal Rexnord" is not indicative of legal entity. Refer to product purchase documentation for the applicable legal entity.  
© 2026 Regal Rexnord Corporation, All Rights Reserved. MCOL-12474-C-EN 02/26